

**Note:** This report compares actual numbers to a forecast that has been approved by the Executive Board. Due to the current expectation of reduced revenue, expenses have been adjusted to align with the forecasted revenue for 2020.

SEPTEMBER 2020

# CCMBC FINANCIAL DASHBOARD

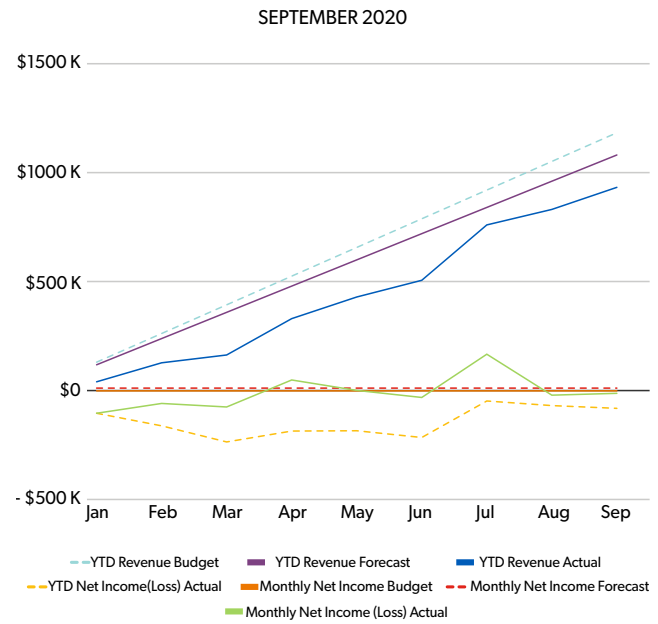
## YEAR-TO-DATE INCOME



CCMBC is currently \$144,869 under year-to-date forecasted revenue of \$1,080,262

**Notes:**

1. One-stream funding from provincial conferences is at 81% of the year-to-date forecast.
2. Provincial Conference Support is \$143,083 below YTD forecast and Other Revenue is \$1,786 below forecast.
3. Other Revenue includes \$81,138 of Canada Government Funding for Canada Emergency Wage Subsidy (CEWS).



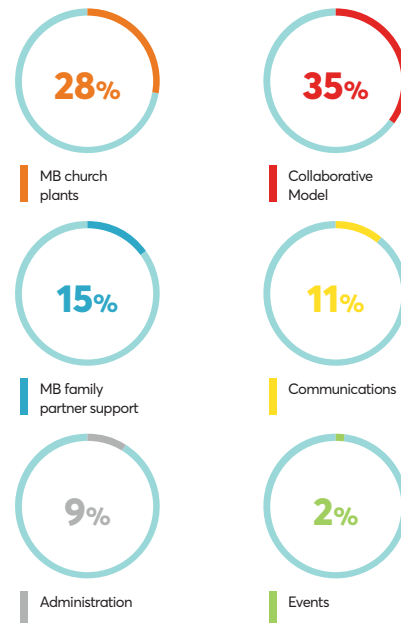
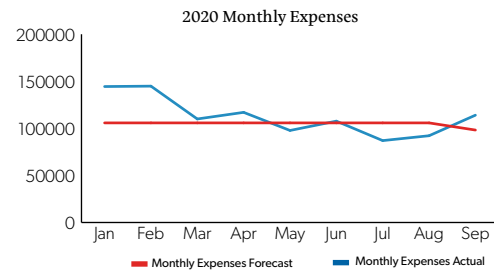
## YEAR-TO-DATE EXPENSES



CCMBC is currently \$ 62,475 above year-to-date forecasted expenses. Cuts have been made to budgeted expenses for the balance of the year.

**Notes:**

1. Collaborative Model (National Director, National Faith and Life Team, National Ministry Team, National Assembly, National Assembly Executive, and the Centre for MB Studies) Staff costs, including travel have been reduced for the balance of the year but include contract staff hired to help rewrite the bylaws.
2. MB Church Planting: Expense is reported net of \$137,660 of unbudgeted, designated donations.
3. MB Family Partner Support (ICOMB, MB Seminary, ETEQ, MB Historical Commission, and the Leadership Training Matching Grant): Reported net of \$255,651 of flow through donations.

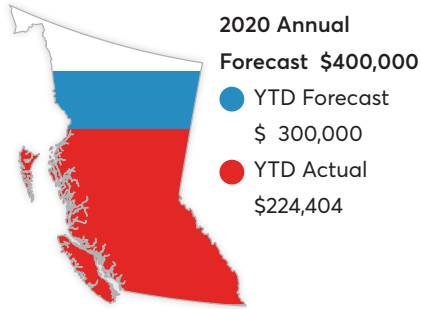


SEPTEMBER 2020

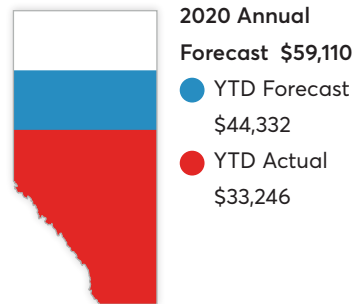
# SINGLE STREAM FUNDING

PROVINCIAL BREAKDOWN

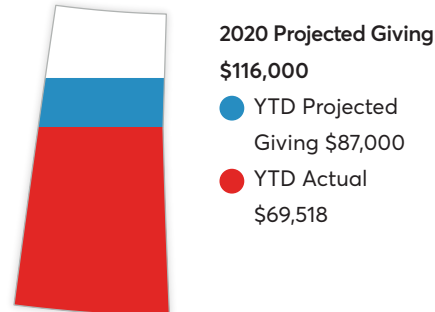
BRITISH COLUMBIA (BCMB)



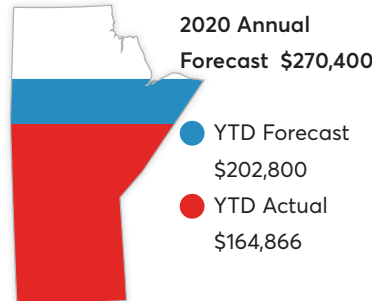
ALBERTA (ABMB)



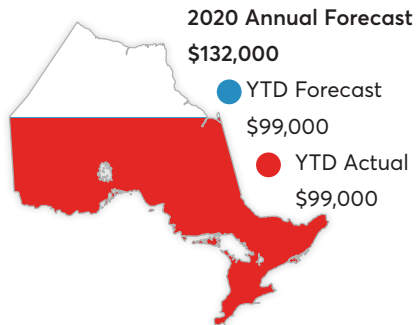
SASKATCHEWAN (SKMB)



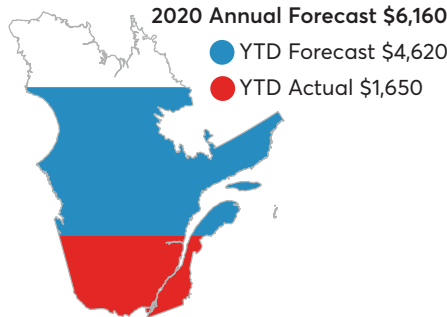
MANITOBA (MBCM)



ONTARIO (ONMB)



QUEBEC (AÉFMQ)



**Note:**

Send questions and comments to [FAQ@mbchurches.ca](mailto:FAQ@mbchurches.ca).