

Note: This report compares actual numbers to a forecast that has been approved by the Executive Board. Due to the current expectation of reduced revenue, expenses have been adjusted to align with the forecasted revenue for 2020.

AUGUST 2020

CCMBC FINANCIAL DASHBOARD

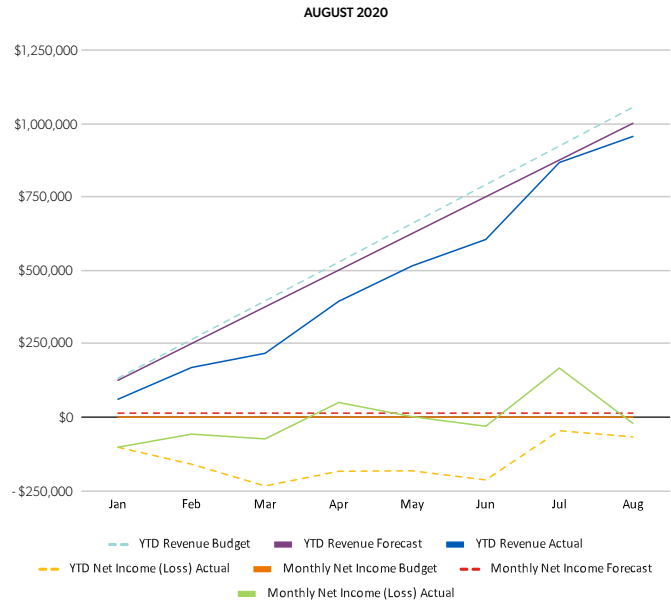
YEAR-TO-DATE INCOME



CCMBC is currently \$46,121 under year-to-date forecasted revenue of \$1,001,731

Notes:

1. One-stream funding from provincial conferences is at 78% of the year-to-date forecast.
2. Provincial Conference Support is \$142,237 below YTD forecast and Other Revenue is \$96,116 above forecast.
3. Other Revenue includes \$81,138 of Canada Government Funding for Canada Emergency Wage Subsidy (CEWS).



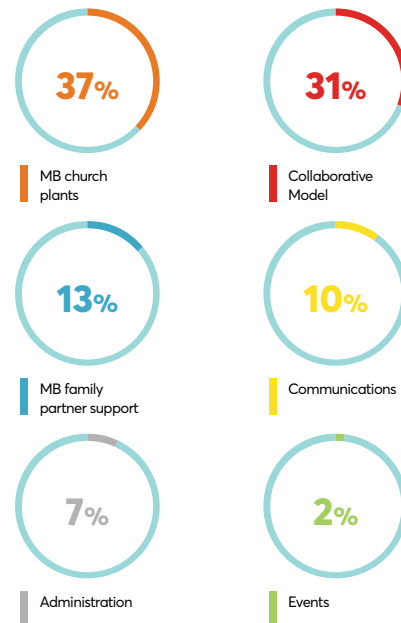
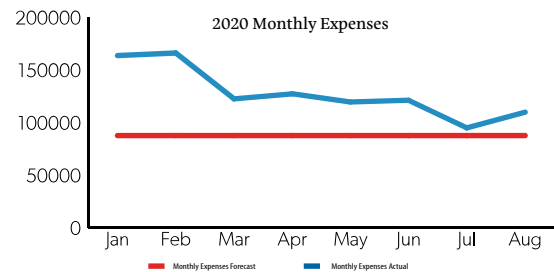
YEAR-TO-DATE EXPENSES



CCMBC is currently \$134,593 above year-to-date forecasted expenses. Cuts have been made to budgeted expenses for the balance of the year.

Notes:

1. Collaborative Model (National Director, National Faith and Life Team, National Ministry Team, National Assembly, National Assembly Executive, and the Centre for MB Studies) Staff costs, including travel have been reduced for the balance of the year but include contract staff hired to help rewrite the bylaws.
2. MB Church Planting: Expense is reported net of \$133,845 of unbudgeted, designated donations.
3. MB Family Partner Support (ICOMB, MB Seminary, ETEQ, MB Historical Commission, and the Leadership Training Matching Grant): Reported net of \$205,555 of flow through donations.

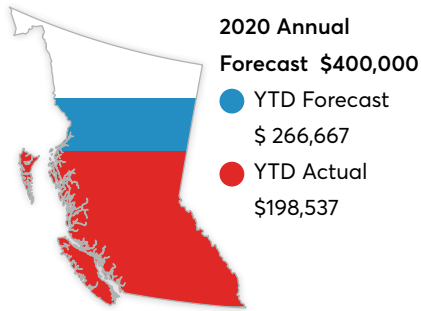


AUGUST 2020

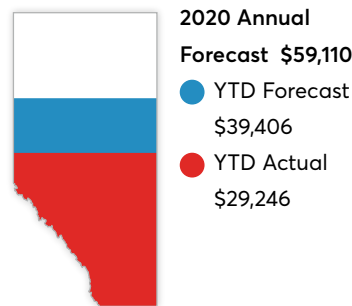
SINGLE STREAM FUNDING

PROVINCIAL BREAKDOWN

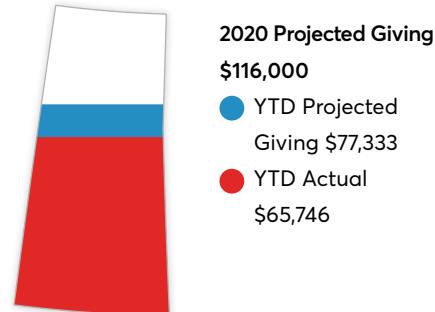
BRITISH COLUMBIA (BCMB)



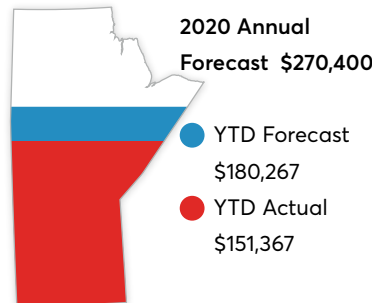
ALBERTA (ABMB)



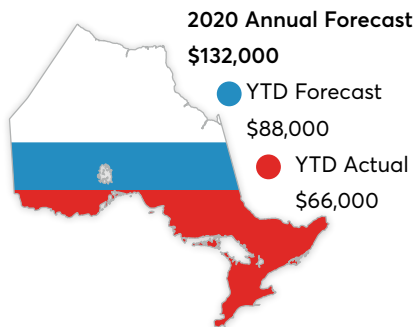
SASKATCHEWAN (SKMB)



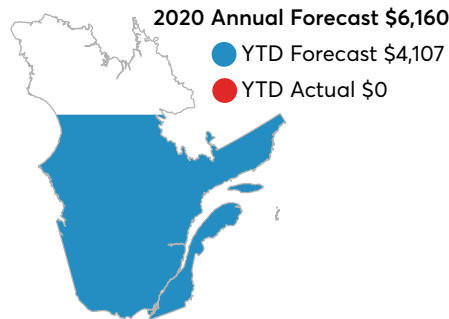
MANITOBA (MBCM)



ONTARIO (ONMB)



QUEBEC (AÉFMQ)



Send questions and comments to FAQ@mbchurches.ca.

AUGUST 2020

CCMBC FINANCIAL FORECAST

	2020 ANNUAL BUDGET	2020 FORECAST	ADJUSTMENT
REVENUE			
CMSF	\$ -	\$ 7,941	\$ 7,941
CMSF - ABMB one-stream funding	80,000	59,110	(20,890)
CMSF - AÉFMQ one-stream funding	7,700	6,160	(1,540)
CMSF - BCMB one-stream funding	469,300	400,000	(69,300)
CMSF - MBCM one-stream funding	338,000	270,400	(67,600)
CMSF - ONMB one-stream funding	132,000	132,000	-
CMSF - SKMB one-stream funding	145,000	116,000	(29,000)
	1,172,000	991,611	(180,389)
Other Revenue	411,241	510,986	99,745
Total Revenue	1,583,241	1,502,597	(80,644)
EXPENSES			
Administration	71,000	70,260	(740)
Affiliation Support	20,000	15,000	(5,000)
Collaborative Model	533,100	386,476	(146,624)
Communications	215,020	191,476	(23,544)
Events	79,400	40,744	(38,656)
MB Church planting net of unbudgeted, designated fundraising	378,885	400,106	21,221
MB Family Partner Support net of flowthrough donations	274,836	228,608	(46,228)
Total Expenses	1,572,241	1,332,670	(239,571)
TRANSFERS			
Transfer to Reserve	11,000	11,000	-
Net Income/(Loss)	\$ -	\$158,927	\$158,927

