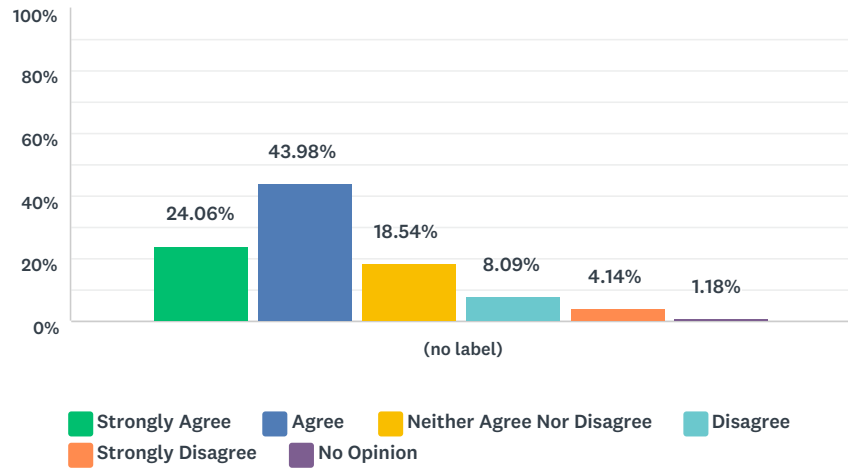


Q1 I am enthusiastic about our Mennonite Brethren denomination.

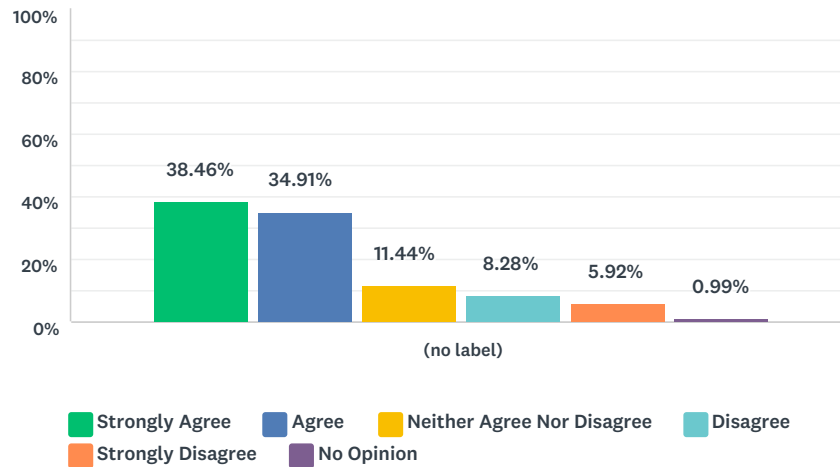
Answered: 507 Skipped: 0



	STRONGLY AGREE	AGREE	NEITHER AGREE NOR DISAGREE	DISAGREE	STRONGLY DISAGREE	NO OPINION	TOTAL	WEIGHTED AVERAGE
(no label)	24.06%	43.98%	18.54%	8.09%	4.14%	1.18%	507	2.28
	122	223	94	41	21	6		

Q2 I support the national conference having the mission statement of “multiplying Christ-centered churches to see Canada transformed by the good news of Jesus Christ”.

Answered: 507 Skipped: 0

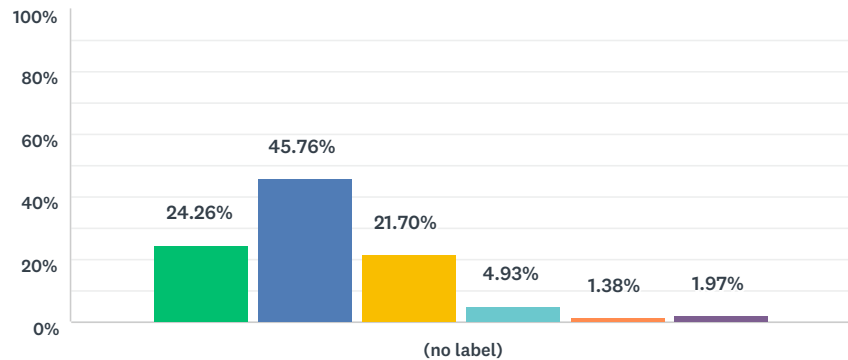


	STRONGLY AGREE (1)	AGREE (2)	NEITHER AGREE NOR DISAGREE (3)	DISAGREE (4)	STRONGLY DISAGREE (5)	NO OPINION (6)	TOTAL	WEIGHTED AVERAGE
(no label)	38.46%	34.91%	11.44%	8.28%	5.92%	0.99%	507	2.11
	195	177	58	42	30	5		

BASIC STATISTICS					
Minimum	Maximum	Median	Mean	Standard Deviation	
1.00	6.00	2.00	2.11	1.23	

Q3 I believe that the Mennonite Brethren denomination should be working more collaboratively with other denominations to reach Canada for Christ.

Answered: 507 Skipped: 0



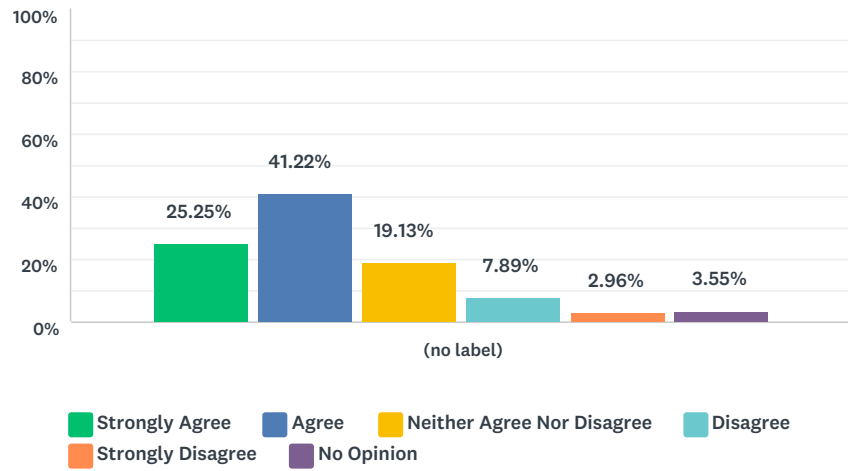
■ Strongly Agree
 ■ Agree
 ■ Neither Agree Nor Disagree
 ■ Disagree
■ Strongly Disagree
 ■ No Opinion

	STRONGLY AGREE (1)	AGREE (2)	NEITHER AGREE NOR DISAGREE (3)	DISAGREE (4)	STRONGLY DISAGREE (5)	NO OPINION (6)	TOTAL	WEIGHTED AVERAGE
(no label)	24.26% 123	45.76% 232	21.70% 110	4.93% 25	1.38% 7	1.97% 10	507	2.19

BASIC STATISTICS					
Minimum	Maximum	Median	Mean	Standard Deviation	
1.00	6.00	2.00	2.19	1.03	

Q4 I support greater collaboration of all MB organizations under one mission - local, national, and global.

Answered: 507 Skipped: 0

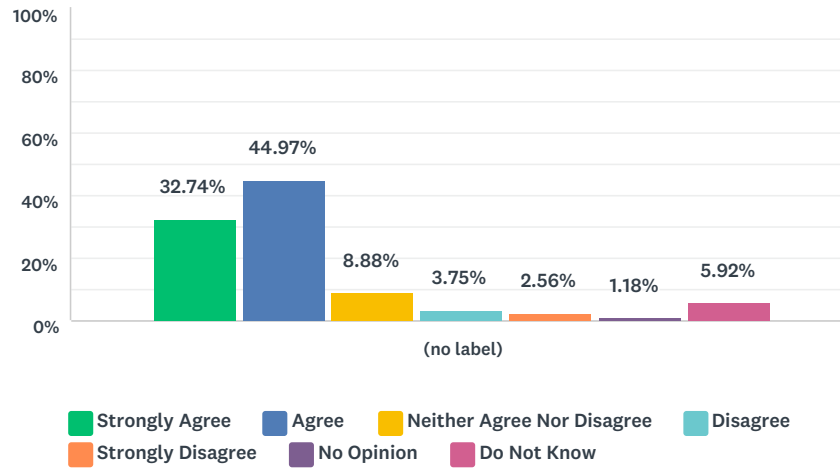


	STRONGLY AGREE (1)	AGREE (2)	NEITHER AGREE NOR DISAGREE (3)	DISAGREE (4)	STRONGLY DISAGREE (5)	NO OPINION (6)	TOTAL	WEIGHTED AVERAGE
(no label)	25.25% 128	41.22% 209	19.13% 97	7.89% 40	2.96% 15	3.55% 18	507	2.33

BASIC STATISTICS					
Minimum		Maximum	Median	Mean	Standard Deviation
1.00		6.00	2.00	2.33	1.22

Q5 I believe that the national Board of Faith and Life has the role of providing spiritual guidance, direction in matters of faith, theology, ethics, and upholding biblical and ethical integrity in the health of the denomination which includes my local church.

Answered: 507 Skipped: 0

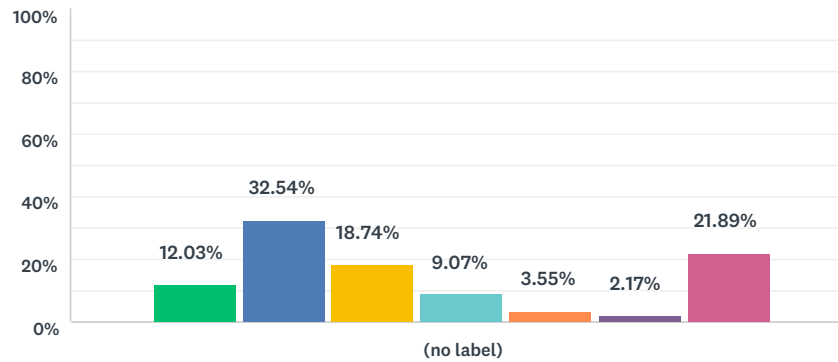


	STRONGLY AGREE (1)	AGREE (2)	NEITHER AGREE NOR DISAGREE (3)	DISAGREE (4)	STRONGLY DISAGREE (5)	NO OPINION (6)	DO NOT KNOW (7)	TOTAL	WEIGHTED AVERAGE
(no label)	32.74%	44.97%	8.88%	3.75%	2.56%	1.18%	5.92%	507	2.26
	166	228	45	19	13	6	30		

BASIC STATISTICS	
Minimum	1.00
Maximum	7.00
Median	2.00
Mean	2.26
Standard Deviation	1.55

Q6 I support how the national Board of Faith and Life and the Executive Board of the national conference currently work together to serve the denomination which includes my local church.

Answered: 507 Skipped: 0



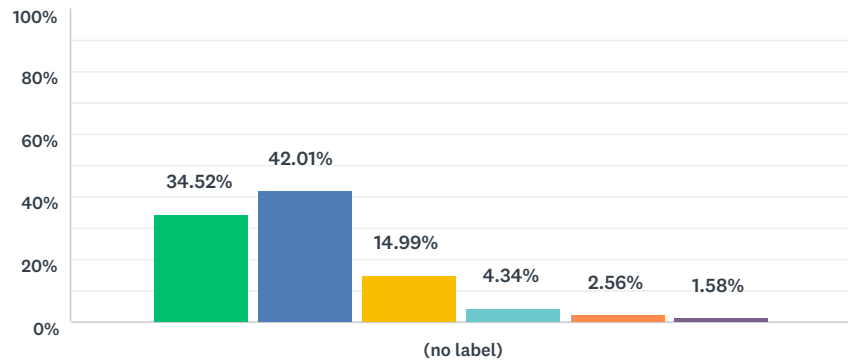
■ Strongly Agree
 ■ Agree
 ■ Neither Agree Nor Disagree
 ■ Disagree
■ Strongly Disagree
 ■ No Opinion
 ■ Do Not Know

	STRONGLY AGREE (1)	AGREE (2)	NEITHER AGREE NOR DISAGREE (3)	DISAGREE (4)	STRONGLY DISAGREE (5)	NO OPINION (6)	DO NOT KNOW (7)	TOTAL	WEIGHTED AVERAGE
(no label)	12.03% 61	32.54% 165	18.74% 95	9.07% 46	3.55% 18	2.17% 11	21.89% 111	507	3.54

BASIC STATISTICS									
Minimum	Maximum		Median	Mean	Standard Deviation				
1.00	7.00		3.00	3.54	2.11				

Q7 It is important to me that my church is part of the national MB conference.

Answered: 507 Skipped: 0



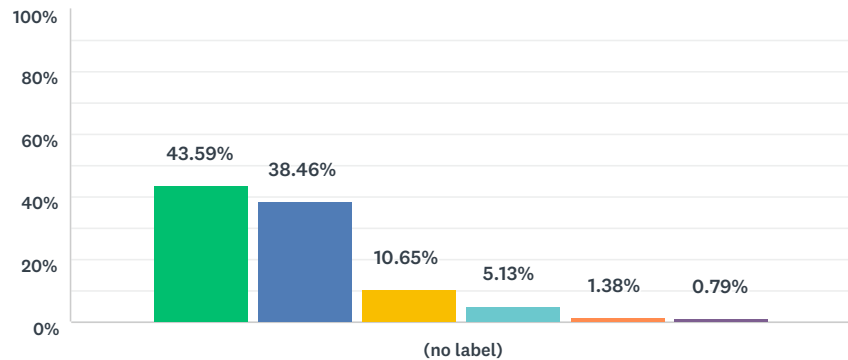
■ Strongly Agree
 ■ Agree
 ■ Neither Agree Nor Disagree
 ■ Disagree
■ Strongly Disagree
 ■ No Opinion

	STRONGLY AGREE (1)	AGREE (2)	NEITHER AGREE NOR DISAGREE (3)	DISAGREE (4)	STRONGLY DISAGREE (5)	NO OPINION (6)	TOTAL	WEIGHTED AVERAGE
(no label)	34.52% 175	42.01% 213	14.99% 76	4.34% 22	2.56% 13	1.58% 8	507	2.03

BASIC STATISTICS					
Minimum		Maximum	Median	Mean	Standard Deviation
1.00		6.00	2.00	2.03	1.07

Q8 It is important to me that my church is part of my provincial MB conference.

Answered: 507 Skipped: 0



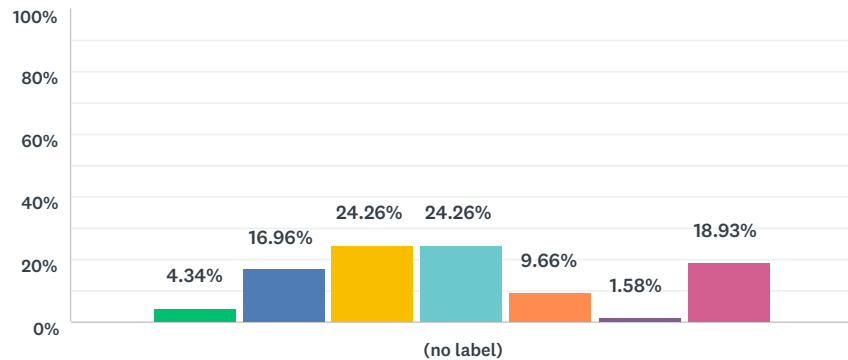
■ Strongly Agree
 ■ Agree
 ■ Neither Agree Nor Disagree
 ■ Disagree
■ Strongly Disagree
 ■ No Opinion

	STRONGLY AGREE (1)	AGREE (2)	NEITHER AGREE NOR DISAGREE (3)	DISAGREE (4)	STRONGLY DISAGREE (5)	NO OPINION (6)	TOTAL	WEIGHTED AVERAGE
(no label)	43.59% 221	38.46% 195	10.65% 54	5.13% 26	1.38% 7	0.79% 4	507	1.85

BASIC STATISTICS					
Minimum		Maximum	Median	Mean	Standard Deviation
1.00		6.00	2.00	1.85	0.99

Q9 The national conference understands the needs of my church to effectively support us.

Answered: 507 Skipped: 0

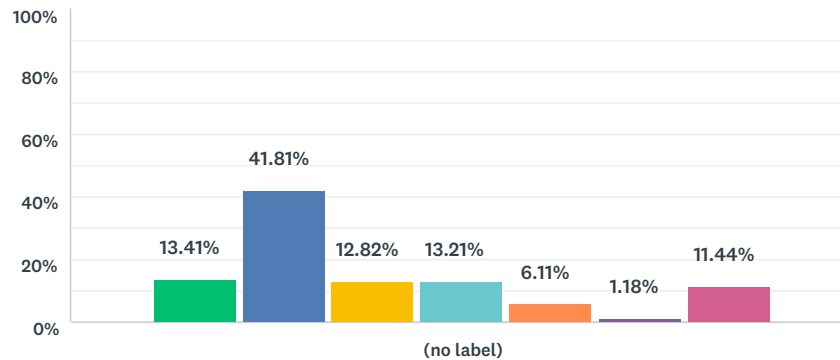


■ Strongly Agree
 ■ Agree
 ■ Neither Agree Nor Disagree
 ■ Disagree
■ Strongly Disagree
 ■ No Opinion
 ■ Do Not Know

	STRONGLY AGREE	AGREE	NEITHER AGREE NOR DISAGREE	DISAGREE	STRONGLY DISAGREE	NO OPINION	DO NOT KNOW	TOTAL	WEIGHTED AVERAGE
(no label)	4.34% 22	16.96% 86	24.26% 123	24.26% 123	9.66% 49	1.58% 8	18.93% 96	507	3.98

Q10 My provincial conference understands the needs of my church to effectively support us.

Answered: 507 Skipped: 0



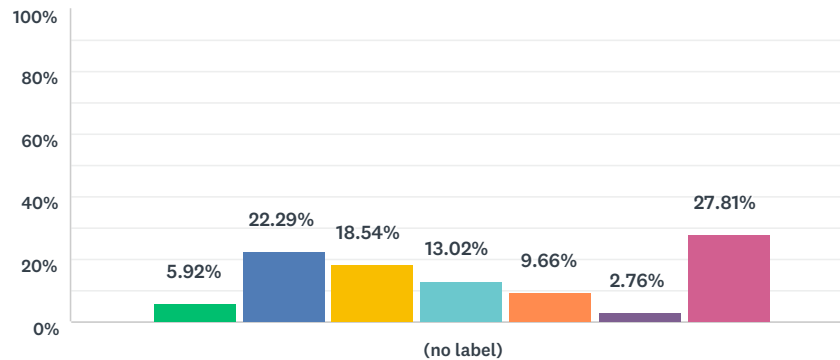
■ Strongly Agree
 ■ Agree
 ■ Neither Agree Nor Disagree
 ■ Disagree
■ Strongly Disagree
 ■ No Opinion
 ■ Do Not Know

	STRONGLY AGREE (1)	AGREE (2)	NEITHER AGREE NOR DISAGREE (3)	DISAGREE (4)	STRONGLY DISAGREE (5)	NO OPINION (6)	DO NOT KNOW (7)	TOTAL	WEIGHTED AVERAGE
(no label)	13.41% 68	41.81% 212	12.82% 65	13.21% 67	6.11% 31	1.18% 6	11.44% 58	507	3.06

BASIC STATISTICS									
Minimum			Maximum		Median		Mean		Standard Deviation
1.00			7.00		2.00		3.06		1.81

Q11 The national conference has been a good steward of the resources it receives, which includes the funds from the Stewardship Ministries/CCMBC Legacy Fund Inc.

Answered: 507 Skipped: 0



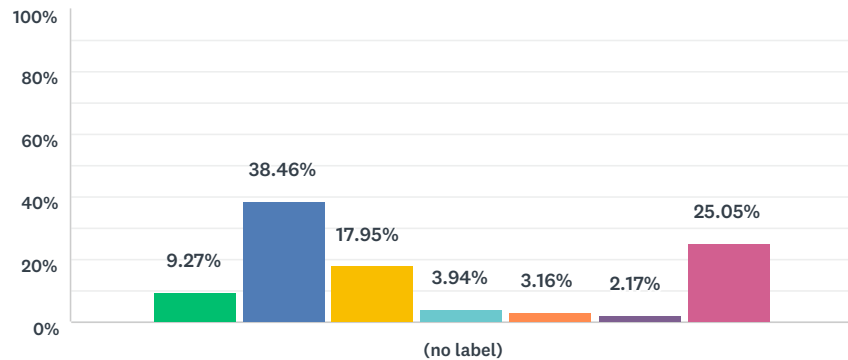
■ Strongly Agree
 ■ Agree
 ■ Neither Agree Nor Disagree
 ■ Disagree
■ Strongly Disagree
 ■ No Opinion
 ■ Do Not Know

	STRONGLY AGREE (1)	AGREE (2)	NEITHER AGREE NOR DISAGREE (3)	DISAGREE (4)	STRONGLY DISAGREE (5)	NO OPINION (6)	DO NOT KNOW (7)	TOTAL	WEIGHTED AVERAGE
(no label)	5.92%	22.29%	18.54%	13.02%	9.66%	2.76%	27.81%	507	4.18
	30	113	94	66	49	14	141		

BASIC STATISTICS									
Minimum	Maximum		Median	Mean	Standard Deviation				
1.00	7.00		4.00	4.18	2.07				

Q12 My provincial conference has been a good steward of the resources it receives.

Answered: 507 Skipped: 0



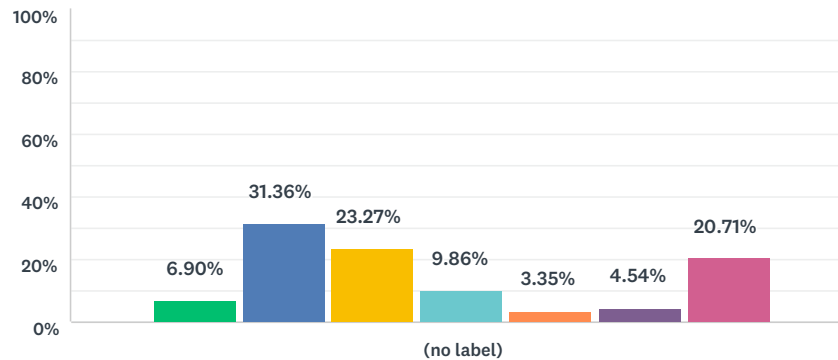
■ Strongly Agree
 ■ Agree
 ■ Neither Agree Nor Disagree
 ■ Disagree
■ Strongly Disagree
 ■ No Opinion
 ■ Do Not Know

	STRONGLY AGREE (1)	AGREE (2)	NEITHER AGREE NOR DISAGREE (3)	DISAGREE (4)	STRONGLY DISAGREE (5)	NO OPINION (6)	DO NOT KNOW (7)	TOTAL	WEIGHTED AVERAGE
(no label)	9.27%	38.46%	17.95%	3.94%	3.16%	2.17%	25.05%	507	3.60
	47	195	91	20	16	11	127		

BASIC STATISTICS									
Minimum			Maximum		Median		Mean		Standard Deviation
1.00			7.00		3.00		3.60		2.18

Q13 I support how the national and provincial conferences currently work together to serve my local church.

Answered: 507 Skipped: 0



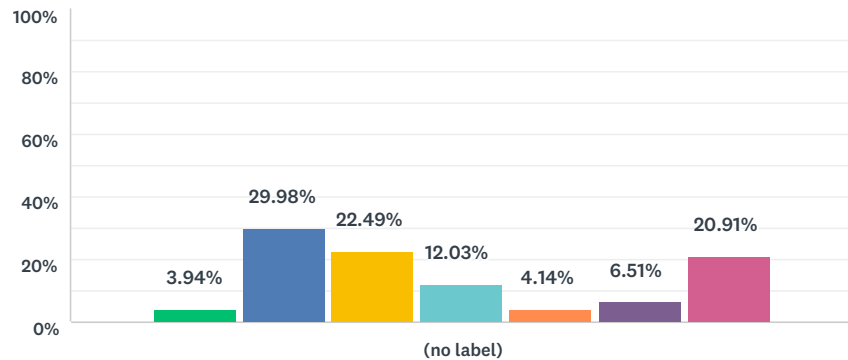
■ Strongly Agree
 ■ Agree
 ■ Neither Agree Nor Disagree
 ■ Disagree
■ Strongly Disagree
 ■ No Opinion
 ■ Do Not Know

	STRONGLY AGREE (1)	AGREE (2)	NEITHER AGREE NOR DISAGREE (3)	DISAGREE (4)	STRONGLY DISAGREE (5)	NO OPINION (6)	DO NOT KNOW (7)	TOTAL	WEIGHTED AVERAGE
(no label)	6.90%	31.36%	23.27%	9.86%	3.35%	4.54%	20.71%	507	3.68
	35	159	118	50	17	23	105		

BASIC STATISTICS					
Minimum		Maximum	Median	Mean	Standard Deviation
1.00		7.00	3.00	3.68	2.02

Q14 I support the current way of funding the national conference, my provincial conference and other MB organizations.

Answered: 507 Skipped: 0



■ Strongly Agree
 ■ Agree
 ■ Neither Agree Nor Disagree
 ■ Disagree
■ Strongly Disagree
 ■ No Opinion
 ■ Do Not Know

	STRONGLY AGREE (1)	AGREE (2)	NEITHER AGREE NOR DISAGREE (3)	DISAGREE (4)	STRONGLY DISAGREE (5)	NO OPINION (6)	DO NOT KNOW (7)	TOTAL	WEIGHTED AVERAGE
(no label)	3.94%	29.98%	22.49%	12.03%	4.14%	6.51%	20.91%	507	3.86
	20	152	114	61	21	33	106		

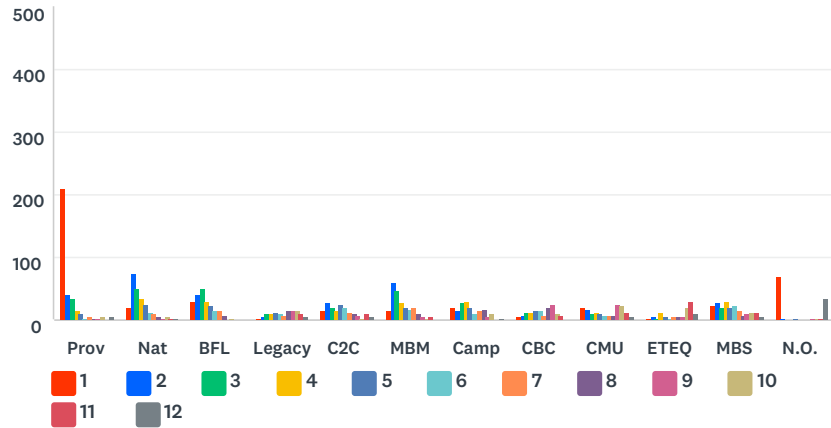
BASIC STATISTICS									
Minimum			Maximum		Median		Mean		Standard Deviation
1.00			7.00		3.00		3.86		1.99

Q15 What changes would you like to see made to the national and provincial conferences to better serve the MB churches in Canada?

Answered: 253 Skipped: 254

Q16 In supporting the area of Building Community, my church or I would use services from the following: (rank any organization you would contact)

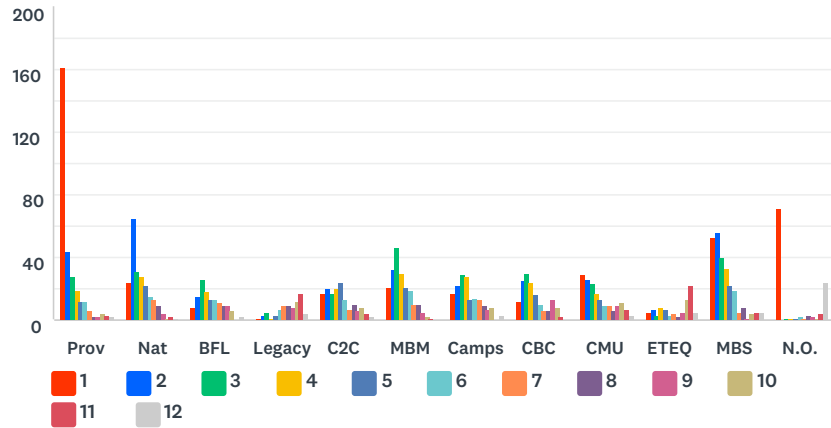
Answered: 467 Skipped: 40



	1	2	3	4	5	6	7	8	9	10	11	12	TOTAL
Prov	63.44% 210	12.08% 40	10.88% 36	4.53% 15	2.72% 9	0.91% 3	1.21% 4	0.60% 2	0.60% 2	1.51% 5	0.30% 1	1.21% 4	331
Nat	7.85% 19	30.58% 74	20.25% 49	14.88% 36	9.92% 24	5.37% 13	4.13% 10	2.48% 6	0.83% 2	1.65% 4	0.83% 2	1.24% 3	242
BFL	14.22% 31	18.81% 41	22.94% 50	14.22% 31	10.09% 22	7.34% 16	6.42% 14	3.67% 8	0.46% 1	0.92% 2	0.46% 1	0.46% 1	218
Legacy	2.56% 3	5.13% 6	9.40% 11	7.69% 9	11.11% 13	9.40% 11	5.98% 7	11.97% 14	12.82% 15	12.82% 15	7.69% 9	3.42% 4	117
C2C	9.20% 16	15.52% 27	12.07% 21	8.05% 14	13.79% 24	11.49% 20	7.47% 13	6.32% 11	4.60% 8	1.72% 3	6.32% 11	3.45% 6	174
MBM	6.52% 15	26.09% 60	20.87% 48	12.17% 28	8.70% 20	7.83% 18	8.70% 20	4.78% 11	1.74% 4	0.87% 2	1.74% 4	0.00% 0	230
Camp	10.98% 19	9.25% 16	16.18% 28	16.76% 29	11.56% 20	6.36% 11	8.67% 15	10.40% 18	2.31% 4	5.20% 9	0.58% 1	1.73% 3	173
CBC	3.70% 5	5.93% 8	8.89% 12	9.63% 13	10.37% 14	10.37% 14	5.93% 8	14.81% 20	17.78% 24	6.67% 9	5.93% 8	0.00% 0	135
CMU	11.80% 19	11.18% 18	6.83% 11	7.45% 12	5.59% 9	4.97% 8	4.97% 8	4.97% 8	16.15% 26	14.29% 23	8.07% 13	3.73% 6	161
ETEQ	2.86% 3	4.76% 5	1.90% 2	11.43% 12	3.81% 4	1.90% 2	4.76% 5	4.76% 5	4.76% 5	20.00% 21	28.57% 30	10.48% 11	105
MBS	10.78% 22	13.73% 28	9.80% 20	14.71% 30	9.80% 20	10.78% 22	7.35% 15	3.43% 7	4.41% 9	6.37% 13	5.88% 12	2.94% 6	204
N.O.	58.20% 71	2.46% 3	0.82% 1	0.82% 1	1.64% 2	0.82% 1	0.82% 1	0.00% 0	1.64% 2	2.46% 3	2.46% 3	27.87% 34	122

Q17 In supporting the area of Developing Leaders, my church or I would use services from the following: (rank any organization you would contact)

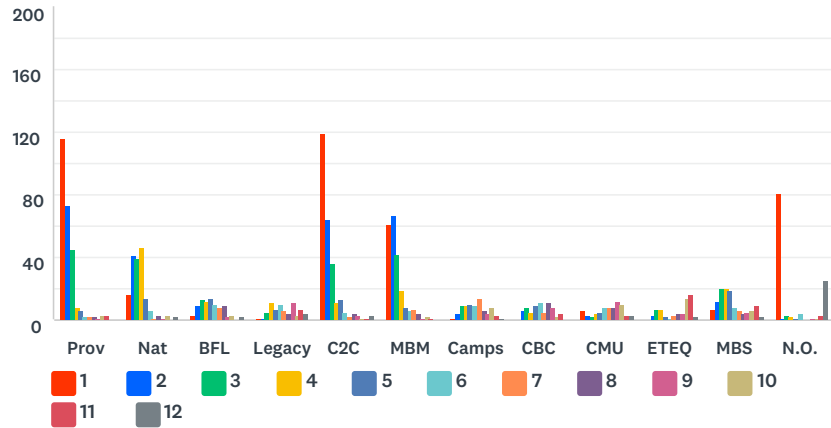
Answered: 453 Skipped: 54



	1	2	3	4	5	6	7	8	9	10	11	12	TOTAL
Prov	54.58% 161	14.92% 44	9.49% 28	6.44% 19	4.07% 12	4.07% 12	2.03% 6	0.68% 2	0.68% 2	1.36% 4	1.02% 3	0.68% 2	295
Nat	11.16% 24	30.23% 65	14.42% 31	13.02% 28	10.23% 22	6.98% 15	6.05% 13	4.19% 9	1.86% 4	0.47% 1	0.93% 2	0.47% 1	215
BFL	6.15% 8	11.54% 15	20.00% 26	13.85% 18	10.00% 13	10.00% 13	8.46% 11	6.92% 9	6.92% 9	4.62% 6	0.00% 0	1.54% 2	130
Legacy	1.27% 1	3.80% 3	6.33% 5	1.27% 1	3.80% 3	8.86% 7	11.39% 9	11.39% 9	10.13% 8	15.19% 12	21.52% 17	5.06% 4	79
C2C	11.49% 17	13.51% 20	11.49% 17	13.51% 20	16.22% 24	8.78% 13	4.73% 7	6.76% 10	4.05% 6	5.41% 8	2.70% 4	1.35% 2	148
MBM	10.66% 21	16.24% 32	23.35% 46	15.23% 30	10.66% 21	9.64% 19	5.08% 10	5.08% 10	2.54% 5	1.02% 2	0.51% 1	0.00% 0	197
Camps	10.43% 17	13.50% 22	17.79% 29	17.18% 28	7.98% 13	8.59% 14	7.98% 13	5.52% 9	4.29% 7	4.91% 8	0.00% 0	1.84% 3	163
CBC	7.89% 12	16.45% 25	19.74% 30	15.79% 24	10.53% 16	6.58% 10	3.95% 6	3.95% 6	8.55% 13	5.26% 8	1.32% 2	0.00% 0	152
CMU	17.90% 29	16.05% 26	14.20% 23	10.49% 17	8.02% 13	5.56% 9	5.56% 9	3.70% 6	5.56% 9	6.79% 11	4.32% 7	1.85% 3	162
ETEQ	5.95% 5	8.33% 7	3.57% 3	9.52% 8	8.33% 7	3.57% 3	4.76% 4	2.38% 2	5.95% 5	15.48% 13	26.19% 22	5.95% 5	84
MBS	21.12% 53	22.31% 56	15.94% 40	13.15% 33	8.76% 22	7.57% 19	1.99% 5	3.19% 8	0.40% 1	1.59% 4	1.99% 5	1.99% 5	251
N.O.	63.96% 71	0.00% 0	0.90% 1	0.90% 1	0.90% 1	1.80% 2	0.90% 1	2.70% 3	1.80% 2	0.90% 1	3.60% 4	21.62% 24	111

Q18 In supporting the area of Multiplying Churches (locally, nationally, globally), my church or I would use services from the following: (rank any organization you would contact)

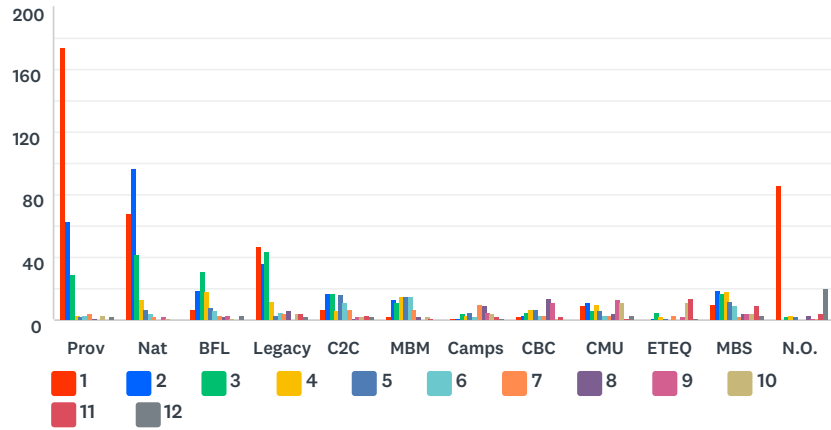
Answered: 444 Skipped: 63



	1	2	3	4	5	6	7	8	9	10	11	12	TOTAL
Prov	44.44% 116	27.97% 73	17.24% 45	3.07% 8	2.30% 6	0.77% 2	0.77% 2	0.77% 2	0.38% 1	1.15% 3	1.15% 3	0.00% 0	261
Nat	9.30% 16	23.84% 41	22.67% 39	26.74% 46	8.14% 14	3.49% 6	0.58% 1	1.74% 3	0.58% 1	1.74% 3	0.00% 0	1.16% 2	172
BFL	3.53% 3	10.59% 9	15.29% 13	14.12% 12	16.47% 14	11.76% 10	9.41% 8	10.59% 9	2.35% 2	3.53% 3	0.00% 0	2.35% 2	85
Legacy	1.43% 1	1.43% 1	7.14% 5	15.71% 11	10.00% 7	14.29% 10	8.57% 6	5.71% 4	15.71% 11	4.29% 3	10.00% 7	5.71% 4	70
C2C	45.42% 119	24.43% 64	13.74% 36	4.20% 11	4.96% 13	1.91% 5	0.76% 2	1.53% 4	1.15% 3	0.38% 1	0.38% 1	1.15% 3	262
MBM	27.98% 61	30.73% 67	19.27% 42	8.72% 19	3.67% 8	2.75% 6	3.21% 7	1.83% 4	0.46% 1	0.92% 2	0.46% 1	0.00% 0	218
Camps	1.28% 1	5.13% 4	11.54% 9	11.54% 9	12.82% 10	11.54% 9	17.95% 14	7.69% 6	5.13% 4	10.26% 8	3.85% 3	1.28% 1	78
CBC	0.00% 0	8.70% 6	11.59% 8	7.25% 5	13.04% 9	15.94% 11	7.25% 5	15.94% 11	11.59% 8	2.90% 2	5.80% 4	0.00% 0	69
CMU	8.33% 6	4.17% 3	2.78% 2	5.56% 4	6.94% 5	11.11% 8	11.11% 8	11.11% 8	16.67% 12	13.89% 10	4.17% 3	4.17% 3	72
ETEQ	0.00% 0	4.76% 3	11.11% 7	11.11% 7	3.17% 2	1.59% 1	4.76% 3	6.35% 4	6.35% 4	22.22% 14	25.40% 16	3.17% 2	63
MBS	5.93% 7	10.17% 12	16.95% 20	16.95% 20	16.10% 19	6.78% 8	5.08% 6	3.39% 4	4.24% 5	5.08% 6	7.63% 9	1.69% 2	118
N.O.	66.39% 81	0.82% 1	2.46% 3	1.64% 2	0.82% 1	3.28% 4	0.00% 0	0.00% 0	0.82% 1	0.82% 1	2.46% 3	20.49% 25	122

Q19 In supporting the area of Resourcing Ministry, my church or I would use services from the following: (rank any organization you would contact)

Answered: 449 Skipped: 58



	1	2	3	4	5	6	7	8	9	10	11	12	TOTAL
Prov	61.27% 174	22.18% 63	10.21% 29	1.06% 3	0.70% 2	1.06% 3	1.41% 4	0.35% 1	0.00% 0	1.06% 3	0.00% 0	0.70% 2	284
Nat	28.81% 68	41.10% 97	17.80% 42	5.51% 13	2.97% 7	1.69% 4	0.85% 2	0.00% 0	0.85% 2	0.42% 1	0.00% 0	0.00% 0	236
BFL	6.93% 7	18.81% 19	30.69% 31	17.82% 18	7.92% 8	5.94% 6	2.97% 3	1.98% 2	2.97% 3	0.99% 1	0.00% 0	2.97% 3	101
Legacy	28.14% 47	21.56% 36	26.35% 44	7.19% 12	1.80% 3	2.99% 5	2.40% 4	3.59% 6	0.00% 0	2.40% 4	2.40% 4	1.20% 2	167
C2C	7.69% 7	18.68% 17	18.68% 17	6.59% 6	17.58% 16	12.09% 11	7.69% 7	1.10% 1	2.20% 2	2.20% 2	3.30% 3	2.20% 2	91
MBM	2.41% 2	15.66% 13	13.25% 11	18.07% 15	18.07% 15	18.07% 15	8.43% 7	2.41% 2	0.00% 0	2.41% 2	1.20% 1	0.00% 0	83
Camps	2.13% 1	2.13% 1	8.51% 4	6.38% 3	10.64% 5	4.26% 2	21.28% 10	19.15% 9	10.64% 5	8.51% 4	4.26% 2	2.13% 1	47
CBC	3.45% 2	5.17% 3	8.62% 5	12.07% 7	12.07% 7	5.17% 3	5.17% 3	24.14% 14	18.97% 11	1.72% 1	3.45% 2	0.00% 0	58
CMU	11.25% 9	13.75% 11	7.50% 6	12.50% 10	7.50% 6	3.75% 3	3.75% 3	5.00% 4	16.25% 13	13.75% 11	1.25% 1	3.75% 3	80
ETEQ	0.00% 0	2.50% 1	12.50% 5	5.00% 2	2.50% 1	0.00% 0	7.50% 3	0.00% 0	5.00% 2	27.50% 11	35.00% 14	2.50% 1	40
MBS	9.01% 10	17.12% 19	15.32% 17	16.22% 18	10.81% 12	8.11% 9	1.80% 2	3.60% 4	3.60% 4	3.60% 4	8.11% 9	2.70% 3	111
N.O.	70.49% 86	0.00% 0	1.64% 2	2.46% 3	1.64% 2	0.00% 0	0.00% 0	2.46% 3	0.82% 1	0.82% 1	3.28% 4	16.39% 20	122

Q20 What challenges do you see for the MB organizations (national conference, provincial conferences, CCMBC Legacy Fund Inc., CBC, CMU, ETEQ, MB Seminary, C2C network, MB Mission, MB camps) in Canada, as they try to work together more?

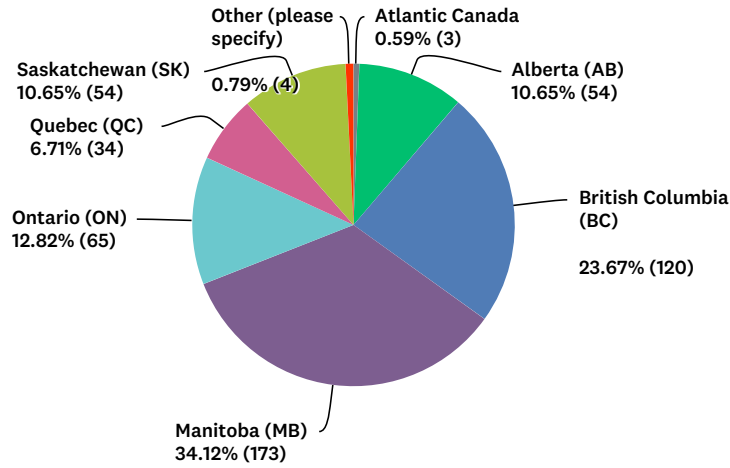
Answered: 280 Skipped: 227

Q21 Do you have any other comments that you would like to share?

Answered: 163 Skipped: 344

Q22 I live in:

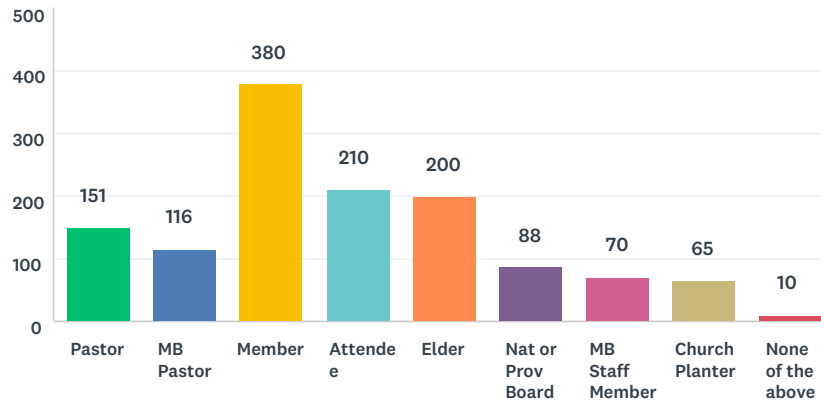
Answered: 507 Skipped: 0



ANSWER CHOICES	RESPONSES	
Atlantic Canada	0.59%	3
Alberta (AB)	10.65%	54
British Columbia (BC)	23.67%	120
Manitoba (MB)	34.12%	173
Ontario (ON)	12.82%	65
Quebec (QC)	6.71%	34
Saskatchewan (SK)	10.65%	54
Other (please specify)	0.79%	4
TOTAL		507

Q23 I am (check all that apply):

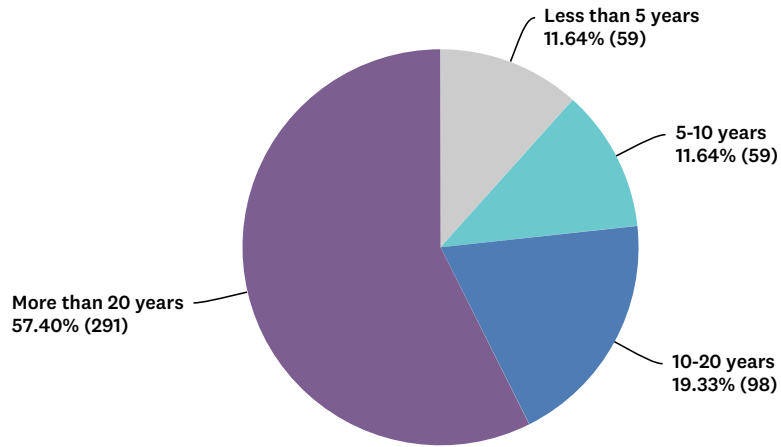
Answered: 507 Skipped: 0



ANSWER CHOICES	RESPONSES	
Pastor	29.78%	151
MB Pastor	22.88%	116
Member	74.95%	380
Attendee	41.42%	210
Elder	39.45%	200
Nat or Prov Board	17.36%	88
MB Staff Member	13.81%	70
Church Planter	12.82%	65
None of the above	1.97%	10
Total Respondents: 507		

Q24 I have been attending an MB church for:

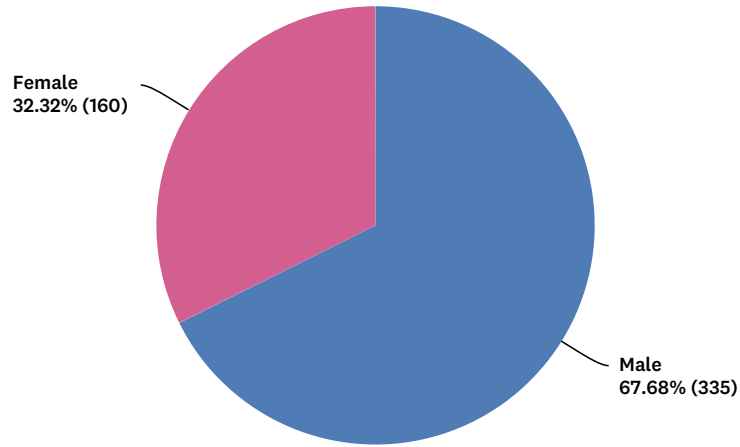
Answered: 507 Skipped: 0



ANSWER CHOICES	RESPONSES	
Less than 5 years	11.64%	59
5-10 years	11.64%	59
10-20 years	19.33%	98
More than 20 years	57.40%	291
TOTAL		507

Q25 Gender:

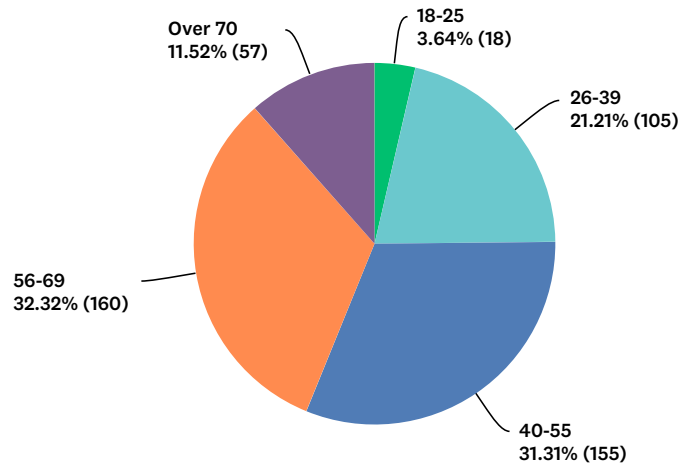
Answered: 495 Skipped: 12



ANSWER CHOICES	RESPONSES	
Male	67.68%	335
Female	32.32%	160
TOTAL		495

Q26 My age range is:

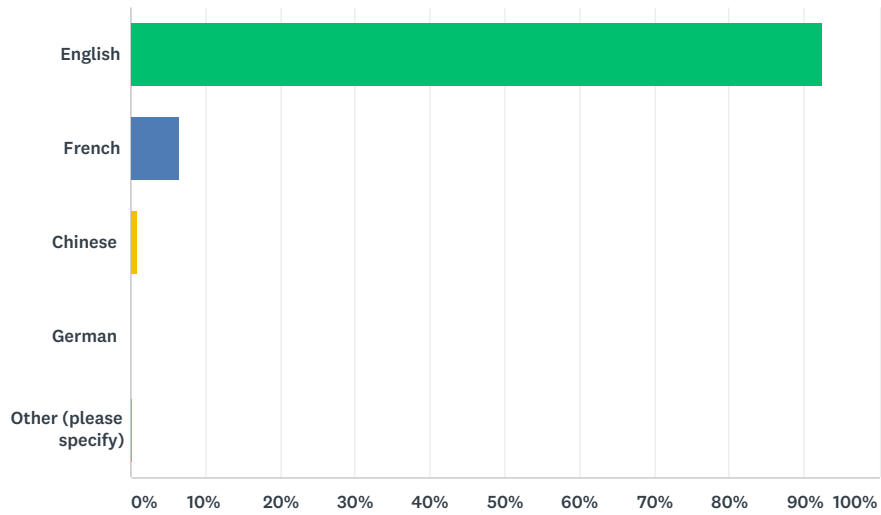
Answered: 495 Skipped: 12



ANSWER CHOICES	RESPONSES	
Under 18	0.00%	0
18-25	3.64%	18
26-39	21.21%	105
40-55	31.31%	155
56-69	32.32%	160
Over 70	11.52%	57
TOTAL		495

Q27 My preferred language is:

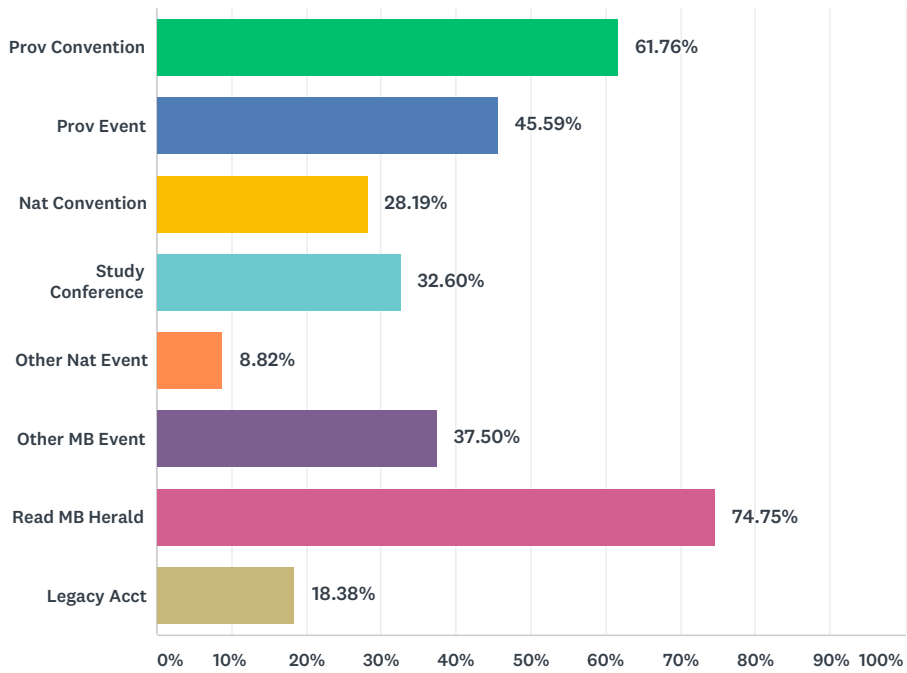
Answered: 505 Skipped: 2



ANSWER CHOICES	RESPONSES	
English	92.48%	467
French	6.53%	33
Chinese	0.79%	4
German	0.00%	0
Other (please specify)	0.20%	1
TOTAL		505

Q28 My conference involvement in the last 2 years includes: (check all that apply):

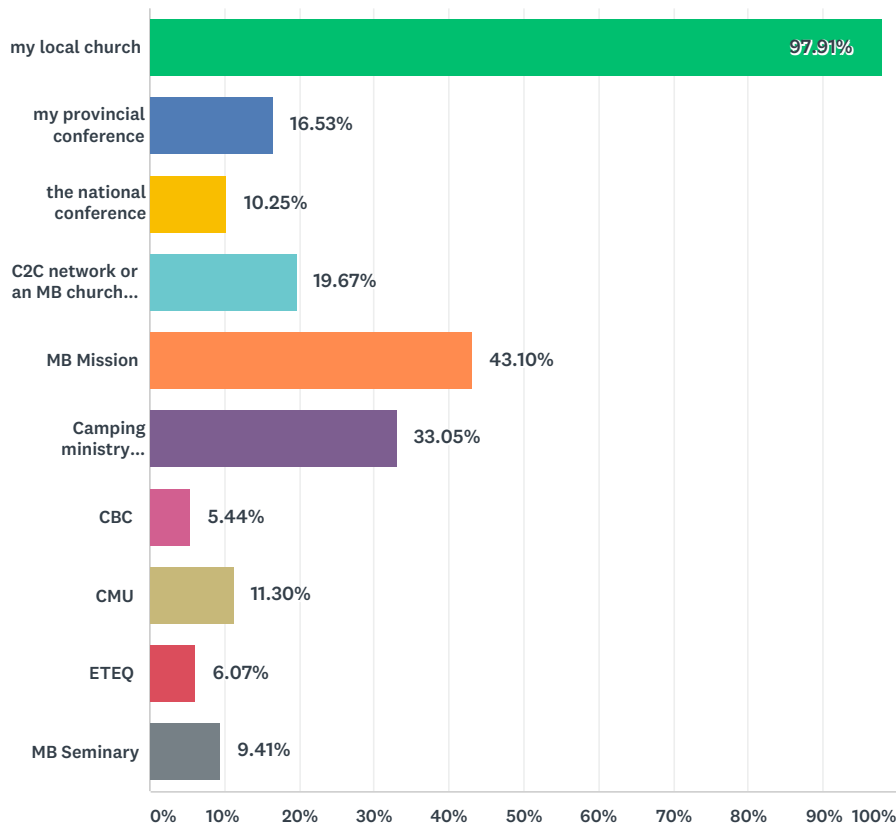
Answered: 408 Skipped: 99



ANSWER CHOICES	RESPONSES	
Prov Convention	61.76%	252
Prov Event	45.59%	186
Nat Convention	28.19%	115
Study Conference	32.60%	133
Other Nat Event	8.82%	36
Other MB Event	37.50%	153
Read MB Herald	74.75%	305
Legacy Acct	18.38%	75
Total Respondents: 408		

Q29 In the last 2 years, I or my family have given direct financial support to the following MB organizations (check all that apply):

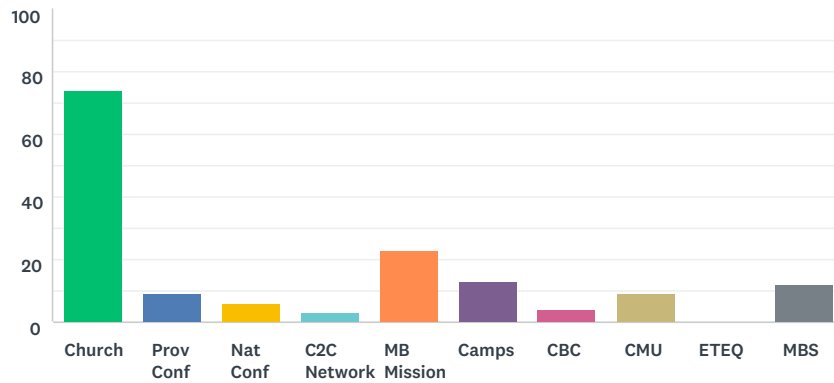
Answered: 478 Skipped: 29



ANSWER CHOICES	RESPONSES	
my local church	97.91%	468
my provincial conference	16.53%	79
the national conference	10.25%	49
C2C network or an MB church plant	19.67%	94
MB Mission	43.10%	206
Camping ministry (includes registration fee)	33.05%	158
CBC	5.44%	26
CMU	11.30%	54
ETEQ	6.07%	29
MB Seminary	9.41%	45
Total Respondents: 478		

Q30 I have included the following MB organizations in my Will/Estate Plan (check all that apply):

Answered: 107 Skipped: 400



ANSWER CHOICES	RESPONSES	
Church	69.16%	74
Prov Conf	8.41%	9
Nat Conf	5.61%	6
C2C Network	2.80%	3
MB Mission	21.50%	23
Camps	12.15%	13
CBC	3.74%	4
CMU	8.41%	9
ETEQ	0.00%	0
MBS	11.21%	12
Total Respondents: 107		